

### Virginia Unemployment Rate May 2022

**3.0%**

Employment 4,218,336  
Unemployment 128,841

### U.S. Unemployment Rate May 2022

**3.6%**

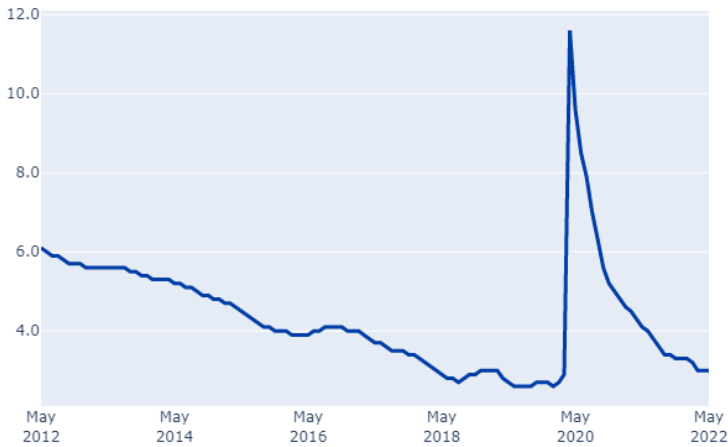
Employment 158,426,000  
Unemployment 5,950,000

### Virginia Unemployment Rate April 2022

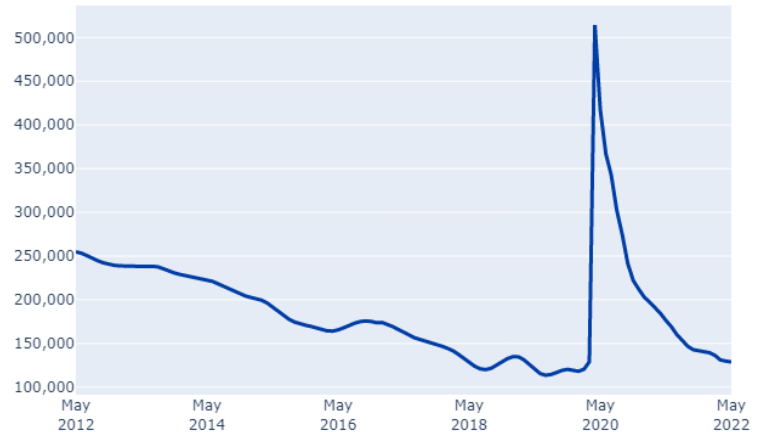
**3.0%**

Employment 4,200,202  
Unemployment 129,800

### Unemployment Rate



### Unemployment



### Labor Force Participation Rate



### Labor Force

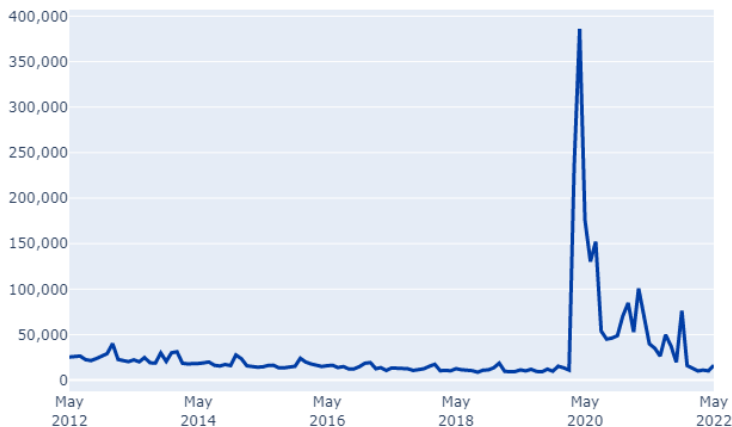


### Employment



- Virginia's seasonally adjusted unemployment rate held steady in May at 3.0 percent, which is 1.1 percentage points below the rate from a year ago.
- Virginia's seasonally adjusted unemployment rate continues to be below the national rate, which held steady at 3.6 percent.
- The labor force increased by 17,175 to 4,347,177, as the number of unemployed residents decreased by 959.
- Employment rose in six of eleven major industry sectors, was unchanged in Miscellaneous Services at 189,100, and declined in three. The largest job gain during May occurred in Government employment, with an increase of 5,400 jobs to 720,200. The second largest increase occurred in Leisure and Hospitality (+3,800 jobs) to 405,300. Education and Health Services was third, with a gain of 2,500 jobs, rising to 556,300.

Initial Claims



- There were 16,273 initial claims in May.
- Initial claims rose by 59.5% over the month.
- Year-to-date initial claims were over 82.7% lower in May 2022 compared to the same month in 2021, though that magnitude of difference has trended steadily downward since last March.

Continued Claims



- There were 61,075 continued claims in May 2022.
- This was a 36.3% increase over-the-month and over a 77.6% decrease over-the-year.
- Year-to-date continued claims were 94.9% lower than during the same period in 2021.

Average Duration



- The average duration of benefits for May was 7.0 weeks.
- This was a 0.1 week increase over-the-month and over a 7.4 week decrease over-the-year.
- This was also a 2.8 week decrease from where we were pre-COVID in January of 2020.

Exhaustion Rate\*



- The exhaustion rate for May 2022 fell to 13.8%.
- Recent months' exhaustion rates have been much lower than the pre-COVID level of 34.2%.
- Over-the-year, exhaustion rates are down 34.0% from this time last year.

\* 12-month moving averages which are calculated using U.S. Department of Labor's formula.

Sources: ETA 5159, Virginia Employment Commission, and Economic Information & Analytics.