

# Virginia Labor Force Metrics at a Glance

December 2022 (Seasonally Adjusted)

## Virginia Unemployment Rate December 2022

**3.0%**

Employment 4,228,407  
Unemployment 128,912

## U.S. Unemployment Rate December 2022

**3.5%**

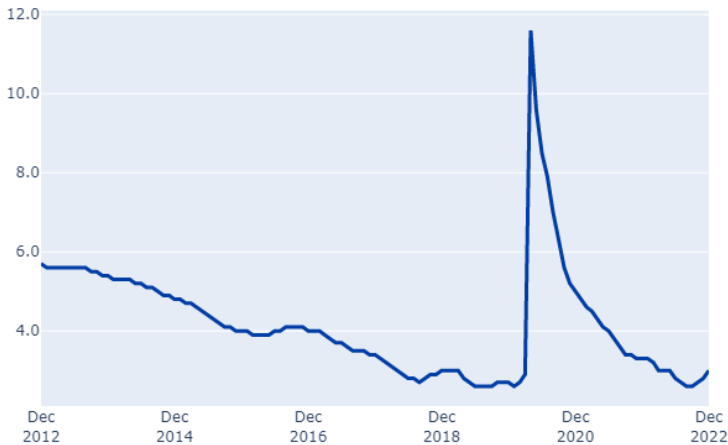
Employment 159,244,000  
Unemployment 5,722,000

## Virginia Unemployment Rate November 2022

**2.8%**

Employment 4,223,922  
Unemployment 123,786

### Unemployment Rate



### Unemployment



### Labor Force Participation Rate



### Labor Force

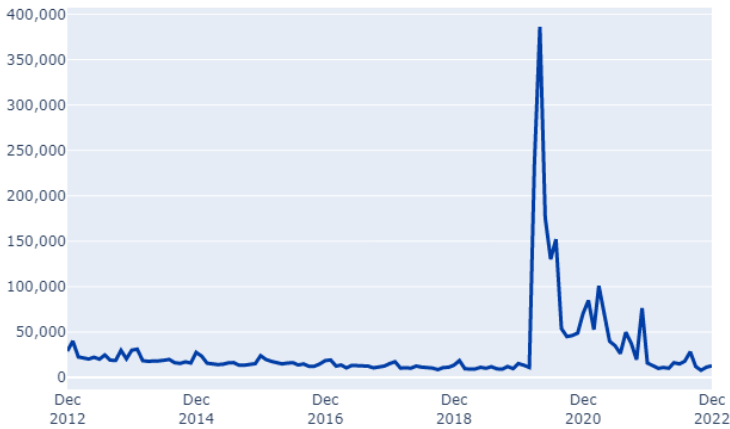


### Employment



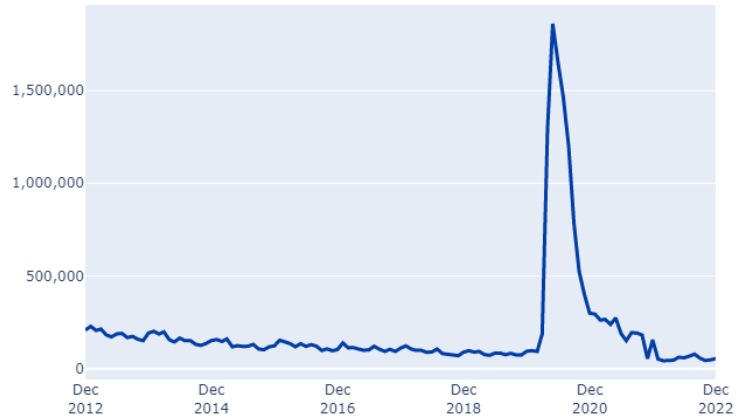
- Virginia's seasonally adjusted unemployment rate increased in December to 3.0 percent, which is 0.3 percentage point below the rate from a year ago.
- Virginia's seasonally adjusted unemployment rate continues to be below the national rate, which decreased to 3.5 percent.
- The labor force increased by 9,611 to 4,357,319 as the number of unemployed residents increased by 5,126 to 128,912.
- The largest job gain during December occurred in Miscellaneous Services, with an increase of 1,800 jobs to 191,500. The second largest increase occurred in Construction, with an increase 1,100 to 210,500. Finance was third, with a gain of 500 jobs, rising to 205,000.

Initial Claims



- There were 12,824 initial claims in December.
- Initial claims increased by 12.8% over the month.
- Year-to-date initial claims were 72.8% lower in December 2022 compared to the same period in 2021..

Continued Claims



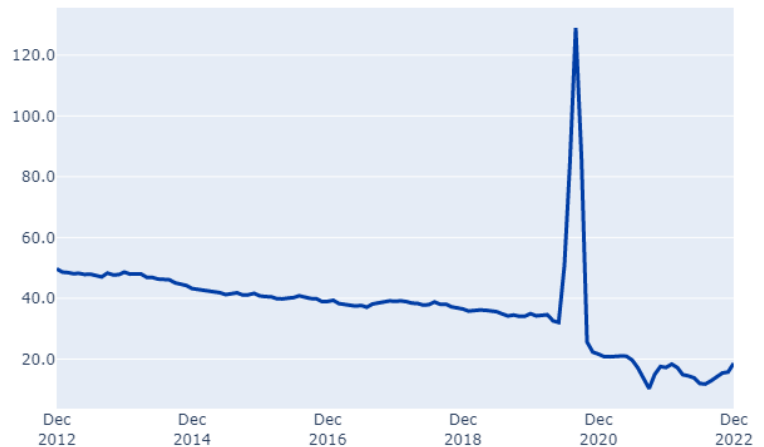
- There were 53,893 continued claims in December 2022.
- This was a 15.8% increase over-the-month and a 65.1% decrease over-the-year.
- Year-to-date continued claims were 73.5% lower than during the same period in 2021..

Average Duration



- The average duration of benefits for December was 22.9 weeks.
- This was a 13.1 week increase over-the-month and a 16.4 week increase over-the-year.
- The large increase this month is mainly due to the way it is calculated, which looks back 12 months.

Exhaustion Rate\*



- The exhaustion rate for December 2022 rose to 18.6%.
- Recent months' exhaustion rates have been much lower than the pre-COVID level of 34.2% in January 2020.
- Over-the-year, the exhaustion rate increased by 1.4 percentage points.

\* 12-month moving averages which are calculated using U.S. Department of Labor's formula.

Sources: ETA 5159, Virginia Employment Commission, and Economic Information & Analytics.